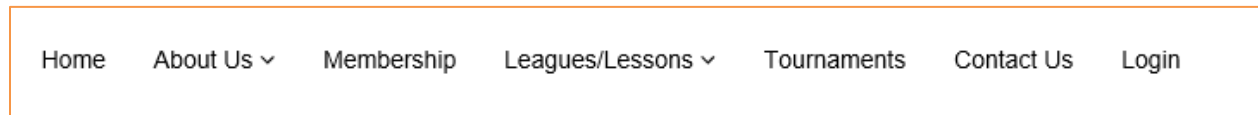


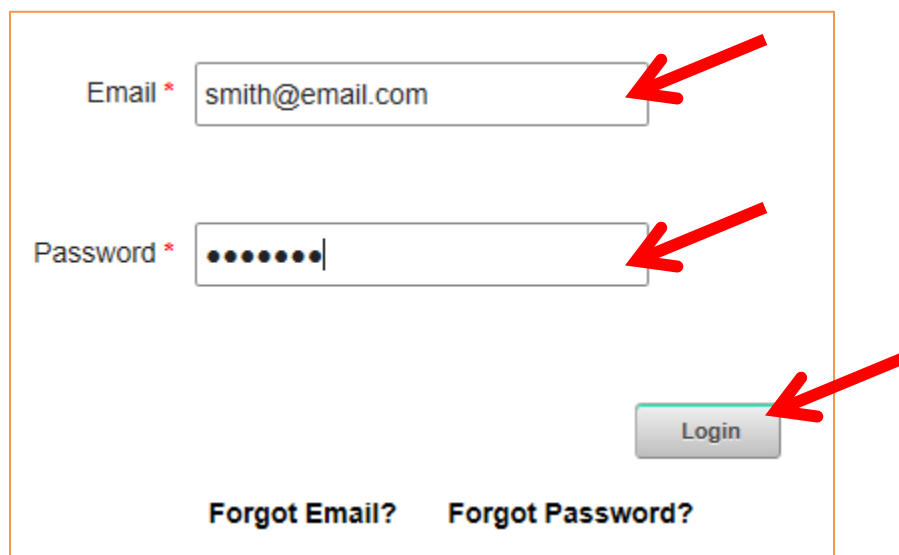
Registration for programs is slightly different this year with the new platform. You must be a fully paid member to have access to program registration. Once this step is complete, follow the steps outlined below to register for any and all programs you are interested in:

Enter in the Brampton Tennis Club website www.bramptontennisclub.ca

Click on the “Login” (top right)

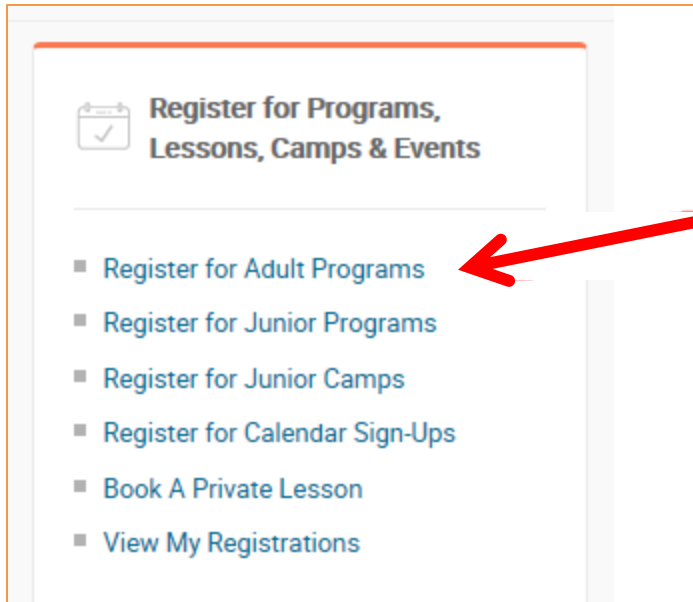


Enter your email ID and password. Click on the Login button.

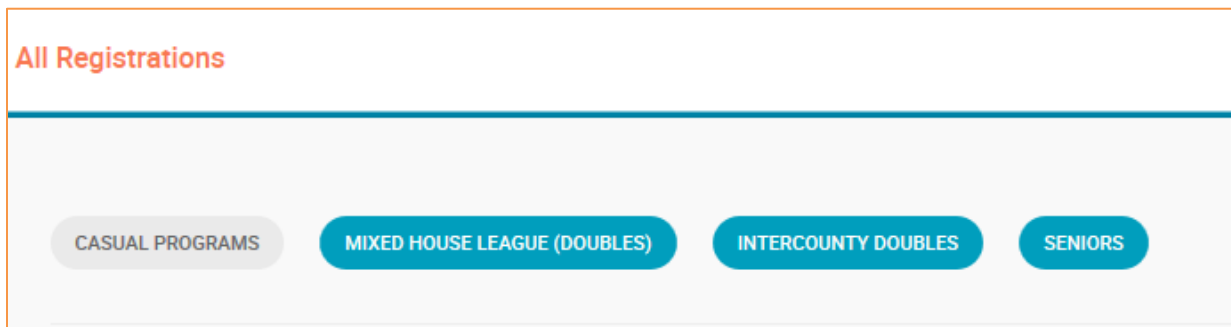
A login form with a light gray background and a thin orange border. It features two input fields: "Email *" containing "smith@email.com" and "Password *" containing seven dots. A "Login" button is positioned to the right of the password field. Below the fields are two links: "Forgot Email?" and "Forgot Password?". Three red arrows point to the right-hand side of the email field, the right-hand side of the password field, and the "Login" button.

You will arrive at your Home page for your profile.

Look for the block for Program registrations. Most of you will be looking for Adult Programs, so click the highlighted link. Note that the popular Singles Ladder has its own box called “Singles Tennis Ladder”.



Click one of the four categories – you can switch between these categories.



Pick your program listed under the category and click the Register Now button on the right hand side.

Member Fee	Non-Member Fee	Status
\$0.00	Members Only	REGISTER NOW
\$0.00	Members Only	REGISTER NOW
\$0.00	Members Only	REGISTER NOW
\$0.00	Members Only	REGISTER NOW



Some programs have minimal fees for the cost of balls or food, but these will be collected by program coordinators at the beginning of the season.

You will be taken to the screen that will allow you to enter a family into the **same** program (i.e. couple wanting to register into House League).

Register Adult Program

Program*
Casual Programs - Daytime Gents (10018)

Member Registered*
Fred Flintstone

Select "Yes" below if registering a family member.*
 Yes No


If "Yes", please select which family member to register from the dropdown list below:

Family Member
Select ...

Status*
Registration Pending

Additional Information

[BACK](#) [REGISTER](#)



You will then add more Program registrations **OR** continue to checkout.


All Registrations

Continue to add additional programs from the list below OR when you are finished adding programs click "Continue to Checkout" button to complete your registration(s) —>

[CONTINUE TO CHECKOUT \(1 ITEM\)](#)

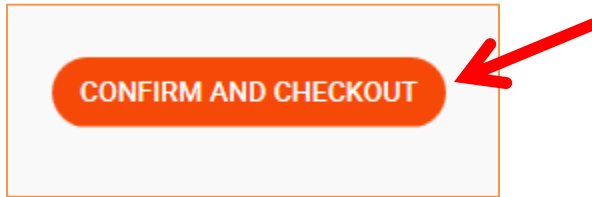
Note that your registration will NOT be complete until you click "Continue to Checkout" button and proceed to the Checkout page.

[CASUAL PROGRAMS](#) [MIXED HOUSE LEAGUE \(DOUBLES\)](#) [INTERCOUNTY DOUBLES](#) [SENIORS](#)



When complete, click “Continue to Checkout”.

You will be taken to the final screen and Click on the button:



Your registration is complete!

If you would like to register other family members into their own programs (i.e. junior programs) select the “Back” button at the bottom right until you get to the screen that shows you all the members attached to your account. Select their name and repeat the above steps (i.e. Junior Programs for Juniors).

If you would like any assistance with this process, we can help you at the in-person session at the Library on Saturday April 13th from 10am to 11:30. You will need to know your log in and password so we can sign you in to your account.

Thank you for your patience while we all learn to navigate our new system.

Enjoy the first days of Spring!

BTC Executive